



BCAG BOARD OF DIRECTORS

Item #9 Action

December 9, 2021

APPROVAL OF MAP-21 PERFORMANCE MEASURES – SAFETY (PM1) 2022

PREPARED BY: Brian Lasagna, Regional Analyst

ISSUE: As the federally designated Metropolitan Planning Organization (MPO) for the Butte County region, BCAG is required to establish targets, track, and report the areas performance measures mandated under the federal Moving Ahead for Progress in the 21st Century Act (MAP-21), in coordination with Caltrans and the local jurisdictions.

DISCUSSION: Federal transportation legislation (MAP-21) placed new and stronger emphasis on measuring and monitoring the performance of the transportation system and requires states and MPOs to implement a performance-based approach to planning and programming. Performance-based planning and programming includes using transportation performance measures, setting targets, reporting performance, and programming transportation investments directed toward the achievement of transportation system performance outcomes. The performance targets ensure states and MPOs invest resources in transportation projects that achieve national goals in safety, infrastructure condition, congestion, reliability, freight movement, environmental sustainability, and reduced project delivery delays.

On August 31, 2021, Caltrans established statewide safety performance targets for calendar year 2022 – see Table 1. MPOs have 6 months (February 27, 2022) following the state’s target setting date to: A) establish their own targets; or B) agree to plan and program projects so that they contribute toward the accomplishment of the state target. Performance and targets are to be reported and revised annually.

Table 1. Statewide Safety Performance Targets - Year 2022

Measure	Target (Annual Reduction 2019 to 2022)
Number of Fatalities	-3.61%
Rate of Fatalities per 100M Vehicle Miles of Travel (VMT)	-2.00%
Number of Serious Injuries	-1.66%
Rate of Serious Injuries per 100M VMT	-1.66%
Number of Non-Motorized Fatalities	-3.61%
Number of Non-Motorized Serious Injuries	-1.66%

Note: Targets are based on a 5-year rolling average for all roadways.

BCAG Board of Directors Meeting – Item #9

December 9, 2021

Page 2

Caltrans and the Office of Traffic and Safety (OTS) have adopted targets based on a “trendline” approach which looks at current fatalities and is data driven consistent with the California Strategic Highway Safety Plan (SHSP).

Included as Attachment #1 is a compilation of the Butte County datasets provided for each safety measure. Trends have been presented based on the rolling 5-year average for all years included in the dataset. A significant increase in the region’s fatalities is apparent, this is consistent with a national trend¹ attributed to decreases in vehicle miles traveled associated with COVID-19 and increases in impaired driving, speeding, and failure to wear a seat belt.

The 2020 Regional Transportation Plan and Sustainable Communities Strategy (RTP/SCS) includes a listing of federal performance measure safety projects which have been planned or programmed for the region. A link to Appendix 10-4 of the 2020 RTP/SCS is included [here](#)².

As with past cycles, staff is recommending that BCAG agree to plan and program projects so that they contribute toward the accomplishment of the state target for the 2022 performance year. Staff has reviewed the safety related measures and targets with BCAG’s Transportation Advisory Committee (TAC). If accepted by the BCAG Board, BCAG staff will incorporate the new measures and targets into the BCAG System Performance Report and notify Caltrans prior to February 27, 2022.

BCAG staff will continue to coordinate with Caltrans, the TAC, and BCAG Board regarding federal performance measures.

STAFF RECOMMENDATION: BCAG staff is recommending the BCAG Board of Director’s accept the state performance safety targets and the region agree to plan and program projects so they will contribute toward the accomplishment of the state safety targets for the 2022 performance year.

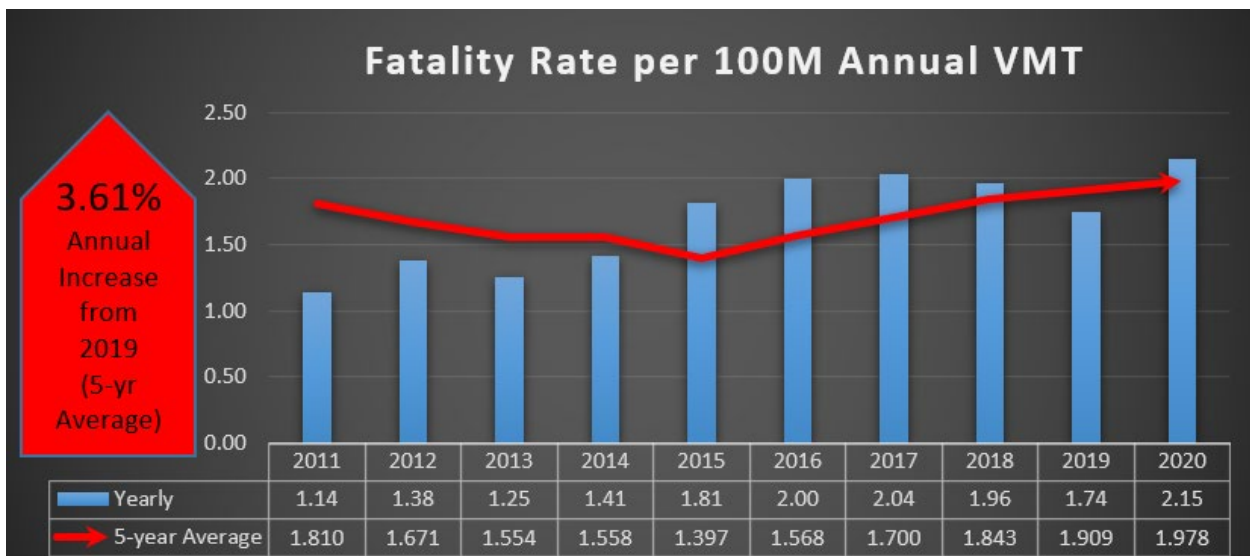
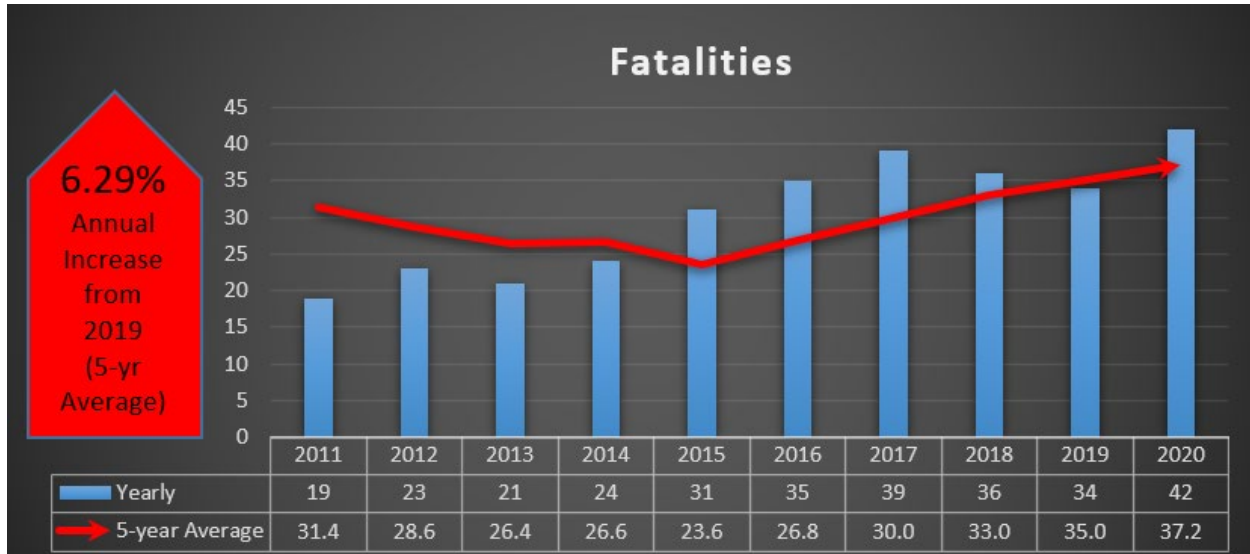
Key staff: Brian Lasagna, Regional Analyst
 Ivan Garcia, Transportation Programming Specialist

¹ U.S. Department of Transportation’s National Highway Traffic Safety Administration - 2020 Fatality Data Show Increased Traffic Fatalities During Pandemic. <https://www.nhtsa.gov/press-releases/2020-fatality-data-show-increased-traffic-fatalities-during-pandemic>

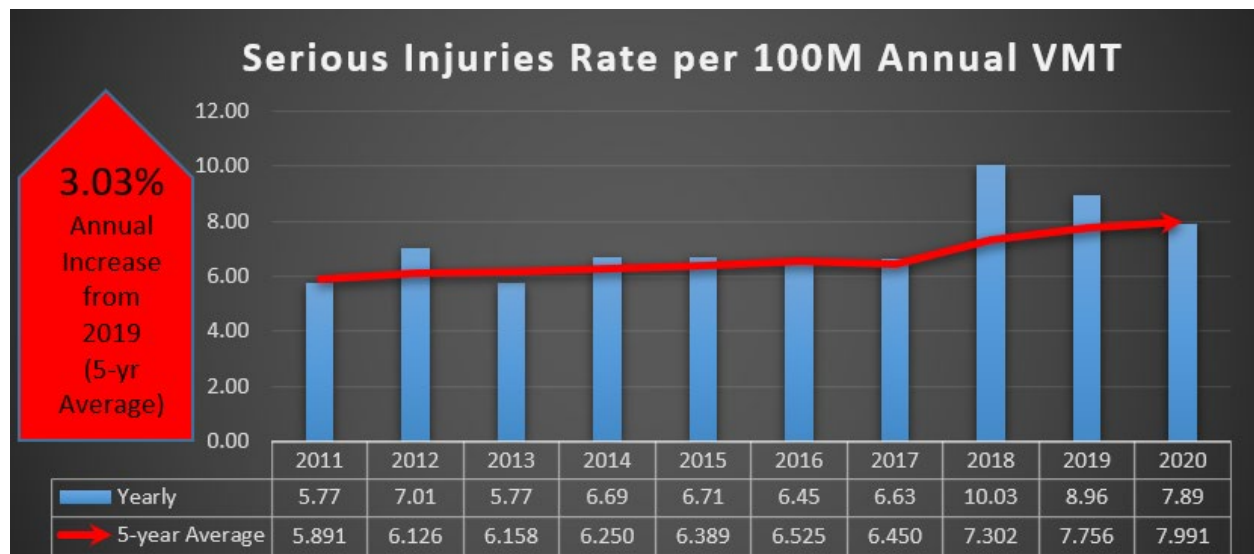
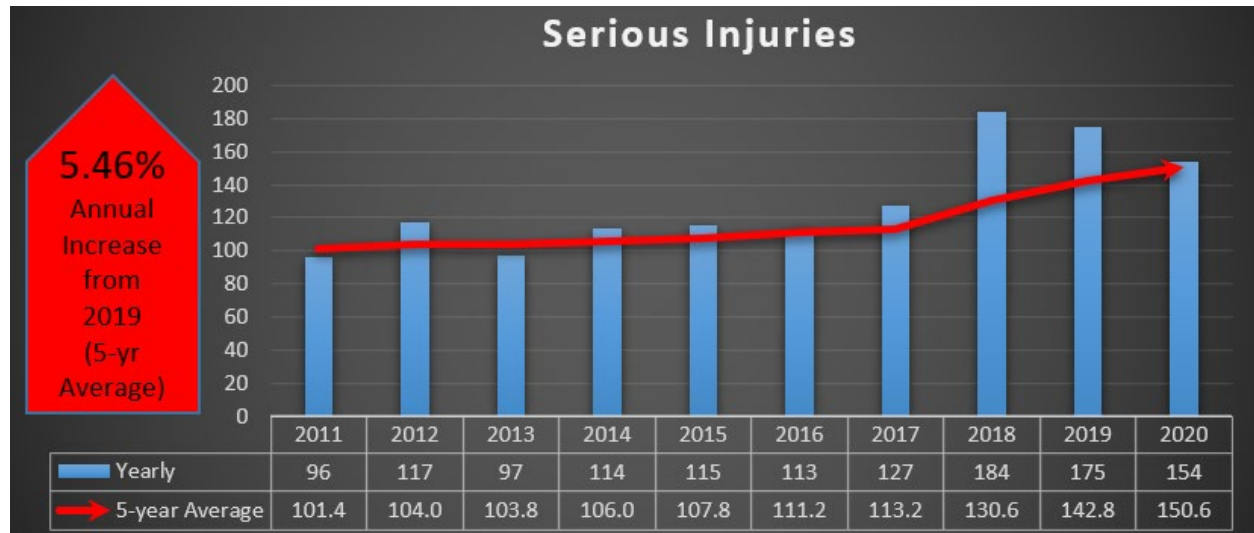
²<http://www.bcag.org/documents/planning/RTP%20SCS/2020%20RTP%20SCS/Appendices/Appendix%2010-4%20PM%201%20Safety%20Final%20October%202020.pdf>

ATTACHMENT #1

BCAG Regional Safety Performance Measure Trends



Note: 2020 VMT not available at time of preparation. 2019 VMT information was carried into year 2020 as a temporary placeholder.



Note: 2020 VMT not available at time of preparation. 2019 VMT information was carried into year 2020 as a temporary placeholder.

